

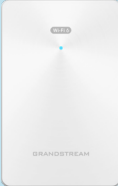










## GWN Series Wi-Fi 6 Master Comparison Chart

Model											
Client Devices	250+	256+	500+	256+	750+	512	384	256+	256+	750+	512
Range	Up to 175 meters	Up to 175 meters	Up to 100 meters	Up to 175 meters	Up to 175 meters	Up to 175 meters	Up to 175 meters	250 Meters	300 meters	300 meters	300 meters
Network Interfaces	2x autosensing 10/100/1000 Base-T Ethernet Ports	1x autosensing 10/100/1000 Base-T Ethernet Port	1x 10/100/1000M uplink Ethernet port with PoE/PoE+ 2x 10/100/1000M Ethernet ports with PSE 1x 10/100/1000M Ethernet port	1x autosensing 10/100/1000 Base-T Ethernet Port 1x autosensing 10/100/1000/2500 Base-T Ethernet Port	1x 1G Port 1 x 2.5G Port	2 x 2.5G Ports	1x 1Gbe Ethernet Port 1x 2.5Gbe Ethernet Port	2x autosensing 10/100/1000 Base-T Ethernet Ports	1x 1G RJ45 Port and 1x 2.5G SFP Port	2x autosensing 10/100/1000 Base-T Ethernet Ports	1x 2.5G RJ45 Port and 1x 2.5G SFP Port
PoE/PoE+	Supports PoE 802.3af/ 802.3at; Max Consumption: 9W	Supports PoE 802.3af/ 802.3at; Max Power Consumption: 12.95W	Supports PoE 802.3af/802.3at; Max consumption: 25W	Supports PoE 802.3af/ 802.3at; Max consumption: 16W	Supports PoE 802.3af/802.3at; Max Consumption: 17w	Supports PoE 802.3at; Max Power Consumption: 21W	Supports PoE 802.3af/ 802.3at; Maximum Power Consumption: 22.5W	Supports PoE 802.3af/802.3at; Max Consumption: 12.9W	Supports PoE 802.3af/ 802.3at; Max Power Consumption: 13W	Supports PoE 802.3af/802.3at; Max Consumption: 18W	Supports PoE 802.3at; Max Power Consumption: 24W
2.4G Throughput	573.5Mbps (2x2:2 MIMO)	573.5Mbps (2x2:2 MIMO)	573.5Mbps (2x2:2 MIMO)	573.5Mbps (2x2:2 MIMO)	1147Mbps (4x4:4 MIMO)	1147Mbps (4x4:4 MIMO)	573.5Mbps (2X:2 MIMO)	573.5Mbps (2x2:2 MIMO)	573.5Mbps (2x2:2 MIMO)	1147Mbps (4x4:4 MIMO)	1147Mbps (4X4:4 MU-MIMO)
5G Throughput	1201Mbps (2x2:2 MU-MIMO)	2402Mbps (3x3:2 MIMO)	1201Mbps (2x2:2 MU-MIMO)	4804Mbps (4x4:4 MU-MIMO)	2400Mbps (4x4:4 MU-MIMO)	4804Mbps (4X4:4 MU-MIMO)	2402Mbps (2X2:2 MU-MIMO)	1201 Mbps (4x4:4 MU-MIMO)	2403Mbps (2x2:2 MIMO)	2402Mbps (4x4:4 MU-MIMO)	4804Mbps (4X4:4 MU-MIMO)
6G Throughput	-	-	-	-	-	-	2402Mbps (2x2:2 MU-MIMO)	-	-	-	-
Wi-Fi Standards	IEEE 802.11 a/b/g/n/ac/ax	IEEE 802.11 a/b/g/n/ac/ax	IEEE 802.11 a/b/g/n/ac/ax	IEEE 802.11 a/b/g/n/ac(-Wave-2)/ax	IEEE 802.11 a/b/g/n/ac/ax	IEEE 802.11 a/b/g/n/ac/ax	IEEE 802.11 a/b/g/n/ac/ax	IEEE 802.11 a/b/g/n/ac/ax	IEEE 802.11 b/g/n/ac/ax	IEEE 802.11 b/g/n/ac/ax	IEEE 802.11 b/g/n/ac/ax
SSIDs	32 SSIDs total, 16 per radio (2.4GHz & 5GHz)	32 SSIDs total, 16 per radio (2.4GHz and 5 GHz)	32 SSIDs total, 16 per radio (2.4GHz & 5GHz)	32 SSIDs total, 16 per radio (2.4GHz & 5GHz)	32 SSIDs total, 16 per radio (2.4 GHz and 5GHz)	32 SSIDs total, 16 per radio (2.4GHz & 5GHz)	48 SSIDs total, 16 per radio (2.4GHz, 5GHz and 6GHz)	32 SSIDs total, 16 per radio (2.4GHz & 5GHz)	32 SSIDs total, 16 per radio (2.4GHz & 5GHz)	32 SSIDs total, 16 per radio (2.4GHz & 5GHz)	32 SSIDs total, 16 per radio (2.4GHz & 5GHz)
Network Management	Supports convenient and intelligent local Web configuration, GWN Manager, and GDMS Network Management	Supports convenient and intelligent local Web configuration, GWN Manager, and GDMS Network Management	Supports convenient and intelligent local Web configuration, GWN Manager, and GDMS Network Management	Supports convenient and intelligent local Web configuration, GWN Manager, and GDMS Network Management	Supports convenient and intelligent local Web configuration, GWN Manager, and GDMS Network Management	Supports convenient and intelligent local Web configuration, GWN Manager, and GDMS Network Management	Supports convenient and intelligent local Web configuration, GWN Manager, and GDMS Network Management	Supports convenient and intelligent local Web configuration, GWN Manager, and GDMS Network Management	Supports convenient and intelligent local Web configuration, GWN Manager, and GDMS Network Management	Supports convenient and intelligent local Web configuration, GWN Manager, and GDMS Network Management	Supports convenient and intelligent local Web configuration, GWN Manager, and GDMS Network Management
Antennas	2 dual band internal antennas	5 individual internal antennas	4 single band internal antennas	6 single frequency internal antennas	8 individual internal antennas, 4 per band	8 individual internal antennas, 4 per band	8 individual internal antennas, 4 per band	2 dual band external antennas	5 individual internal antennas	4 detachable/changeable dual band external antennas	8 individual internal antennas
Wi-Fi & System Security	WEP, WPA/WPA2-PSK, WPA/WPA2 Enterprise (TKIP/AES); WPA3, anti-hacking secure boot and critical data/control lockdown via digital signatures, unique security certificate and random default password per device	WPA/WPA2-PSK, WPA/WPA2 Enterprise (TKIP/AES); WPA3, anti-hacking secure boot and critical data/control lockdown via digital signatures, unique security certificate and random default password per device	WEP, WPA/WPA2-PSK, WPA/WPA2 Enterprise (TKIP/AES); WPA3, anti-hacking secure boot and critical data/control lockdown via digital signatures, unique security certificate and random default password per device	WEP, WPA/WPA2-PSK, WPA/WPA2 Enterprise (TKIP/AES); WPA3, anti-hacking secure boot and critical data/control lockdown via digital signatures, unique security certificate and random default password per device	WEP, WPA/WPA2-PSK, WPA/WPA2 Enterprise (TKIP/AES); WPA3, anti-hacking secure boot and critical data/control lockdown via digital signatures, unique security certificate and random default password per device	WEP, WPA/WPA2-PSK, WPA/WPA2 Enterprise (TKIP/AES); WPA3, anti-hacking secure boot and critical data/control lockdown via digital signatures, unique security certificate and random default password per device	WEP, WPA/WPA2-PSK, WPA/WPA2 Enterprise (TKIP/AES); WPA3, anti-hacking secure boot and critical data/control lockdown via digital signatures, unique security certificate and random default password per device	WEP, WPA/WPA2-PSK, WPA/WPA2 Enterprise (TKIP/AES); WPA3, anti-hacking secure boot and critical data/control lockdown via digital signatures, unique security certificate and random default password per device	WEP, WPA/WPA2-PSK, WPA/WPA2 Enterprise (TKIP/AES); WPA3, anti-hacking secure boot and critical data/control lockdown via digital signatures, unique security certificate and random default password per device	WEP, WPA/WPA2-PSK, WPA/WPA2 Enterprise (TKIP/AES); WPA3, anti-hacking secure boot and critical data/control lockdown via digital signatures, unique security certificate and random default password per device	WPA/WPA2-PSK, WPA/WPA2 Enterprise (TKIP/AES); WPA3, anti-hacking secure boot and critical data/control lockdown via digital signatures, unique security certificate and random default password per device
Dimensions	180.4x180.4x40.8mm	180.4x180.4x40.8mm	135x86x38.5mm	205.3x205.3x45.9mm	205.3x205.3x45.9mm	205.3x205.3x45.9mm	205.3x205.3x45.9mm	358.3x115x45.3mm	270x230x57mm	562.3x140x44.9mm	260x310x59mm
Mounting	Indoor wall mount or ceiling mount, kits included	Indoor wall mount or ceiling mount, kits included	In-wall mountable	Indoor wall mount or ceiling mount, kits included	Indoor wall mount or ceiling mount, kits included	Indoor wall mount or ceiling mount, kits included	Indoor wall mount or ceiling mount, kits included	Wall mount or pole mount	Wall mount or pole mount ((The mounting kits can be adjusted and rotated by 60°)	Wall mount or pole mount, kits included	Wall mount or pole mount, kits included (The mounting kits can be rotated and adjusted by 60°)